

## Analytical Report

Sample ID	696 -		
Expected	Noravizafone HCl		
Sample adulterated?	No		
Sample Appearance			
Sample type	Research Chemical	-	Noravizafone
Date of sample receipt	Nov-10-2023		
Date of analysis	Nov-16-2023		
Date of Report	Nov-17-2023		

### Qualitative and Quantitative Results

Substances identified	Purity / Quantity	Harm Reduction information	Chemical Class	Pubchem ID	analytical techniques used	
					Identification	Quantification
Nor-Avizafone	>97 %	<a href="https://psychonautwiki.org/wiki/Nor-Avizafone">https://psychonautwiki.org/wiki/Nor-Avizafone</a>	Benzodiazepine	#N/A	NMR	NMR

**Comment:** *Nor-Avizafone is a prodrug for Nordazepam which forms via a ring closure. This reaction normally happens in an organism after the intake but can also spontaneously occur in any aqueous (acidic) solution. In our LCMS analysis we use formic acid as a mobile phase modifier, which is why we detected Nordazepam. However, in our 1H and 13C NMR analysis the sample has been dissolved in DMSO-d6 and its "open" form could be confirmed. The sample indeed is Nor-Avizafone, the prodrug for Nordazepam.*

\* uncertainty of measurement +/- 5 %

**The Analysis Report is not a warranty or advertisement for the quality of any supplier or product!  
We do not claim nor make any guarantees or recommendations regarding the safety of the analysed samples for human consumption.**

*Kykeon Analytics Ltd. assumes no liability for the results or for any damages that may arise from the use of the Analysis Report. The Analysis Report is not to be used for defence purposes in any type of proceeding without the explicit consent of KYKEON, its contents shall not be disclosed to any third party for marketing purposes. The Analysis Report shall not be altered, modified, amended, falsified, forged or changed in any way.*



Detailed information regarding our workflow including a full description of the analytical methods applied

is freely available under <https://www.kykeonanalytics.com/services/users/>

Attachments: LCMS Detailed report  
1H NMR Spectrum  
FTIR Spectrum



**KYKEON**  
**ANALYTICS**

#696 Nor-Avizafone

Purity: 97 %

2023-11-08T11:34:19+0100

NMReady 100/nanalysis-oc162

DMSO-d6

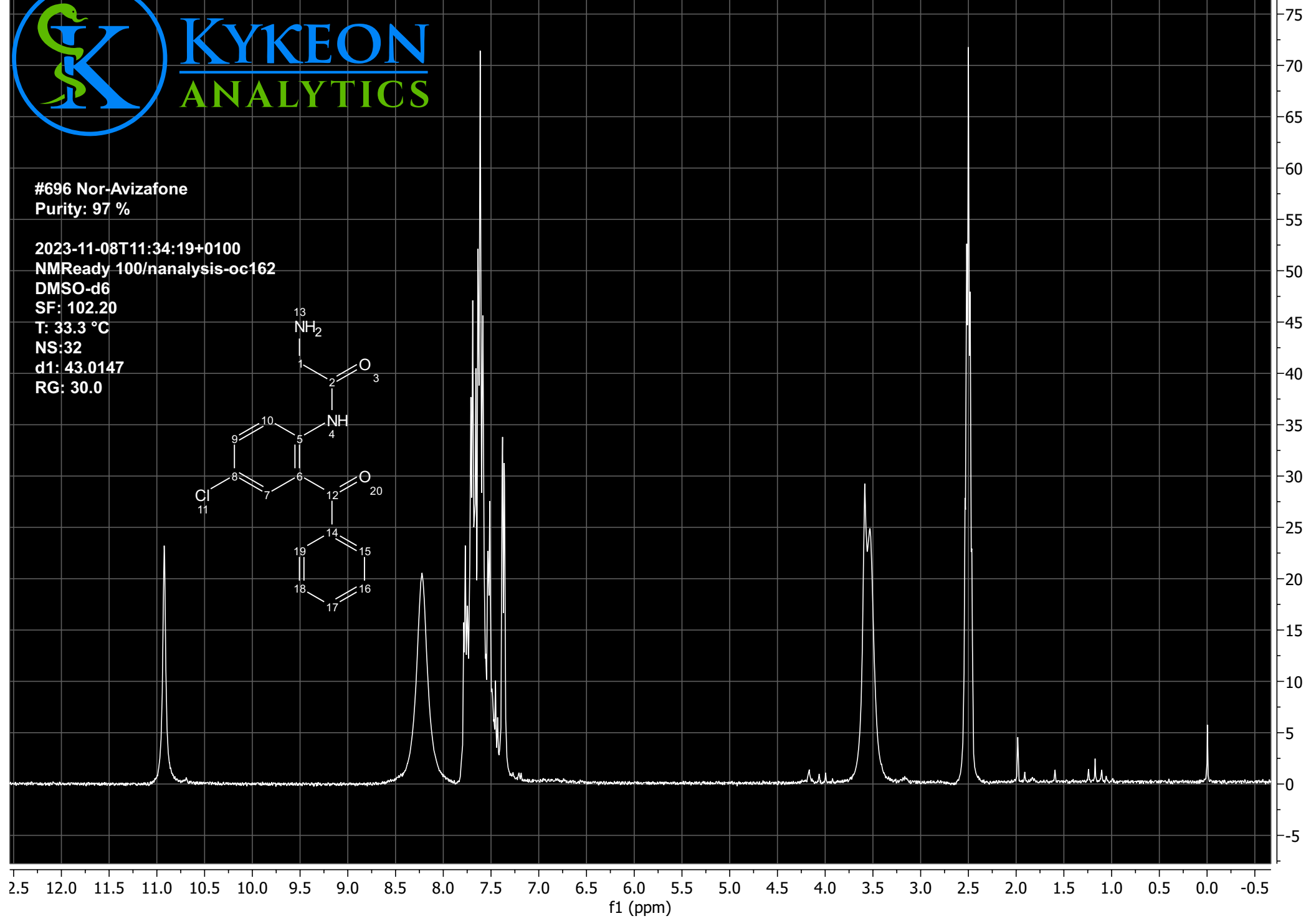
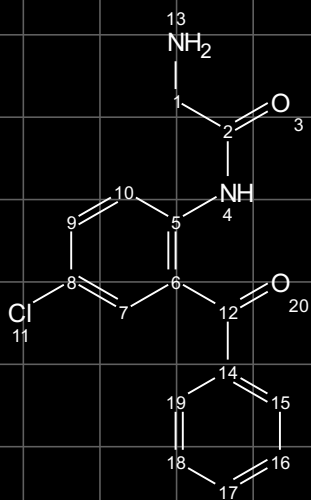
SF: 102.20

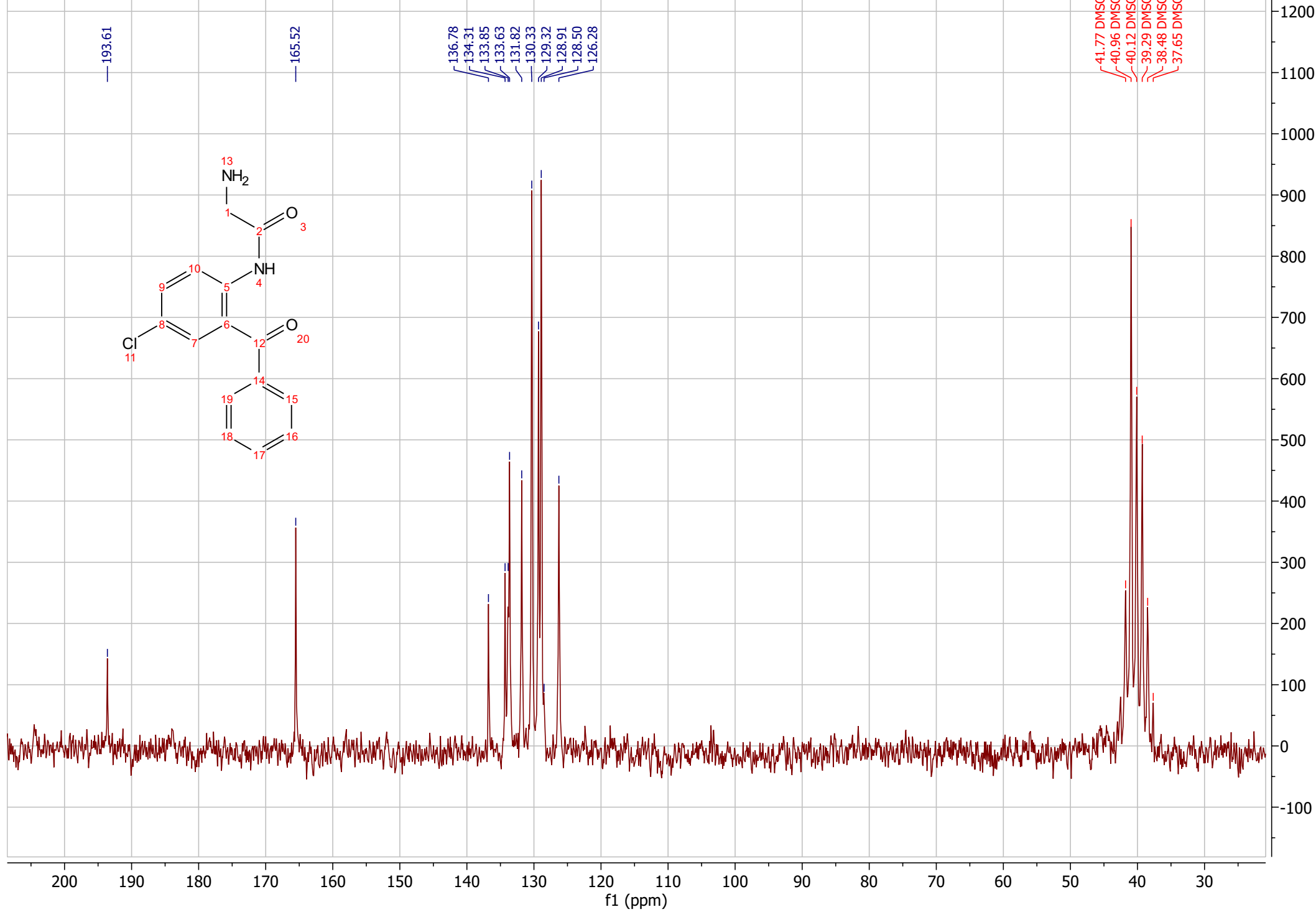
T: 33.3 °C

NS:32

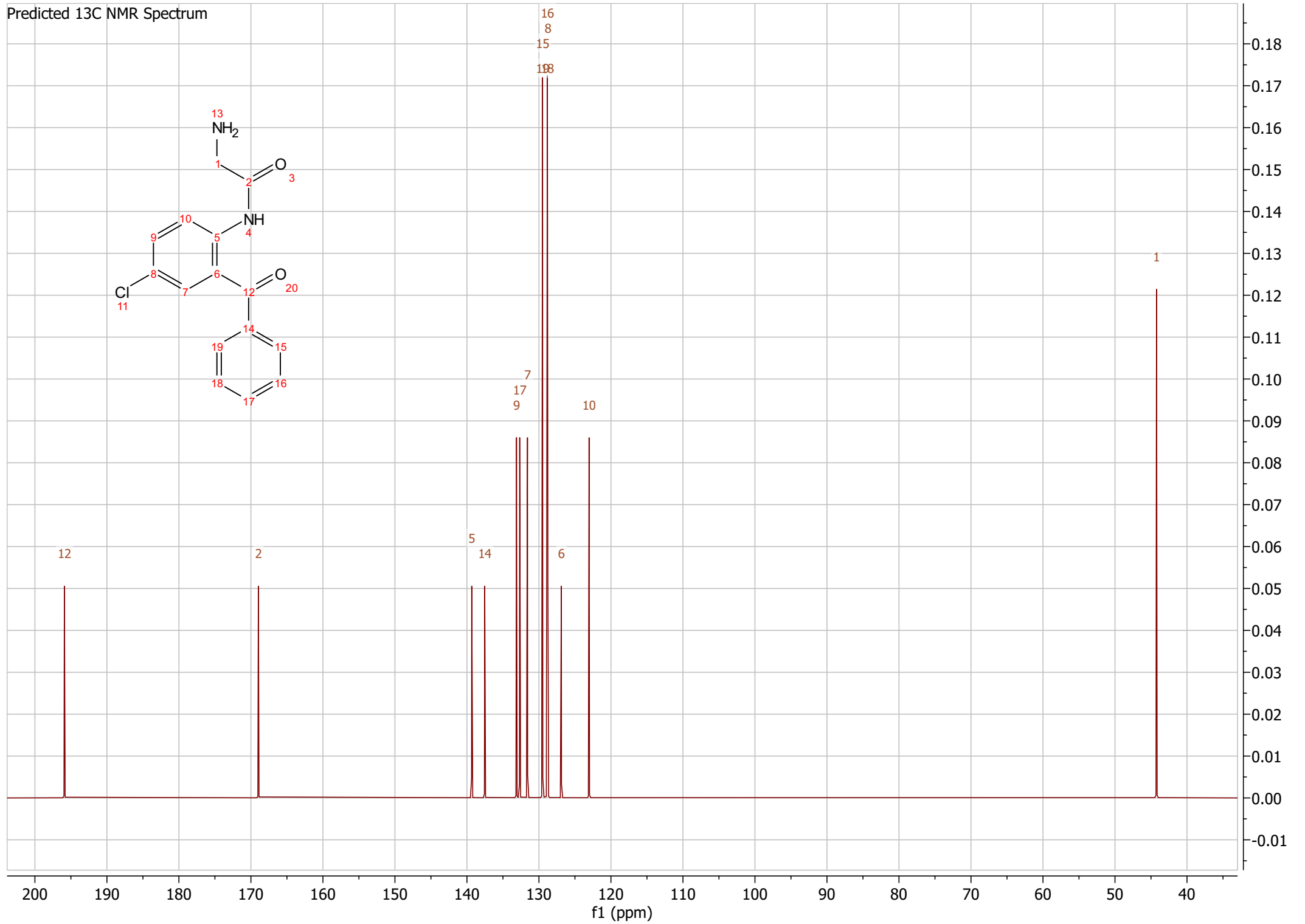
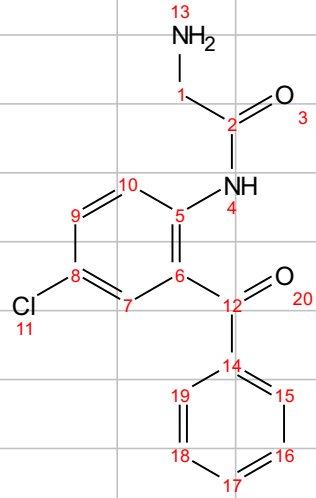
d1: 43.0147

RG: 30.0





Predicted <sup>13</sup>C NMR Spectrum



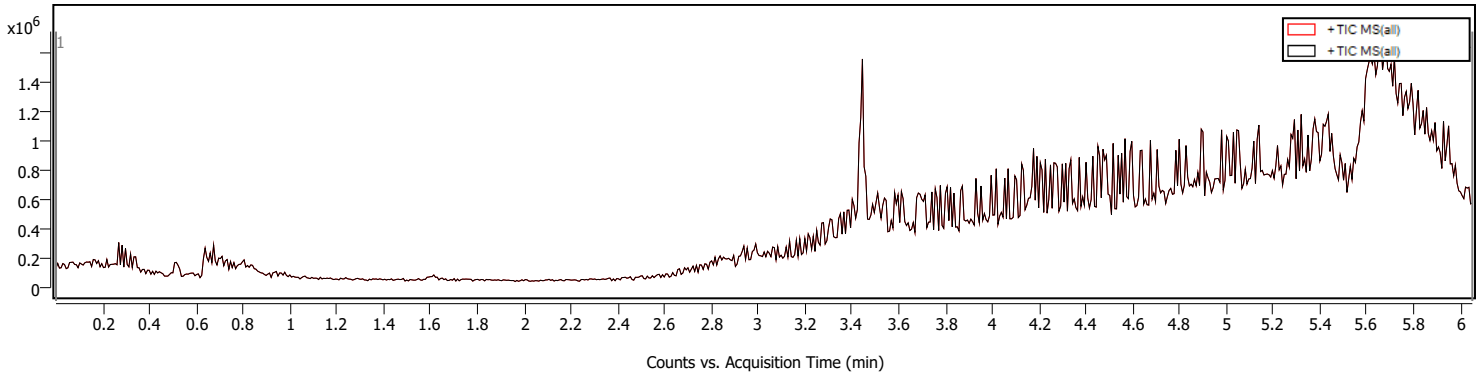
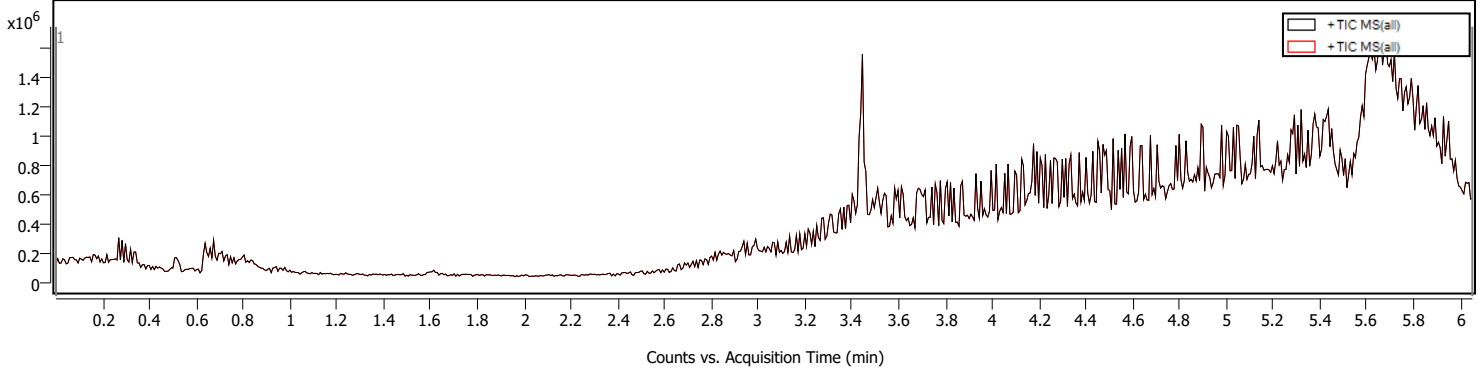
# Qualitative Analysis Report



## Sample Information

<b>Name</b>	696-Noravizafone	<b>Data File Path</b>	D:\Kykeon\Data\2023\11-09\696_NorAvizafone.d
<b>Sample ID</b>		<b>Acq. Time (Local)</b>	11/10/2023 5:38:03 PM (UTC+01:00)
<b>Instrument</b>	Instrument 1	<b>Method Path (Acq)</b>	D:\Kykeon\methods\NorAvizafone.m
<b>MS Type</b>	QQQ	<b>Version (Acq SW)</b>	Ultivo LC/TQ C.01.00 (B1677.1 SR1)
<b>Inj. Vol. (ul)</b>	1	<b>IRM Status</b>	
<b>Position</b>	P1-A6	<b>Method Path (DA)</b>	D:\Kykeon\methods\ReportWorkflowMethod-MRM.m
<b>Operator</b>		<b>Result Summary</b>	1 qualified (1 targets)

## Sample Chromatograms



## Compound Summary

Cpd	Name	Formula	Mass	RT	Area	m/z	Algorithm
1	Nordiazepam			4.175	6323	271.0	MRM

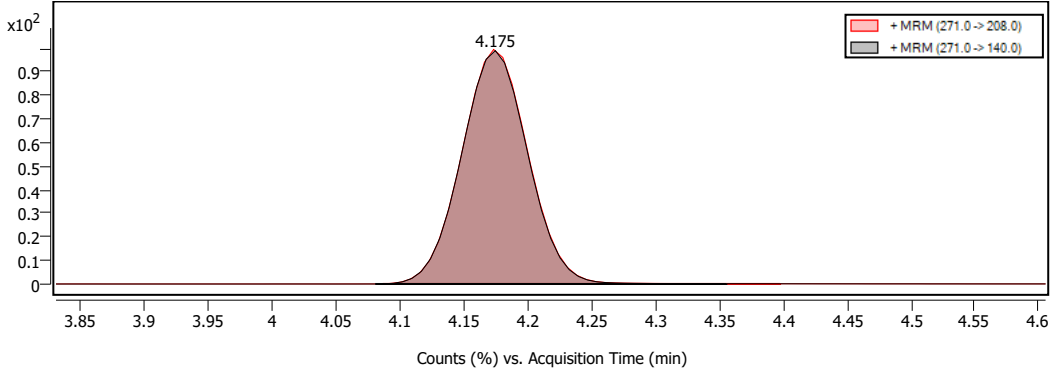
# Qualitative Analysis Report

## Compound Details

### Cpd. 1: Nordiazepam

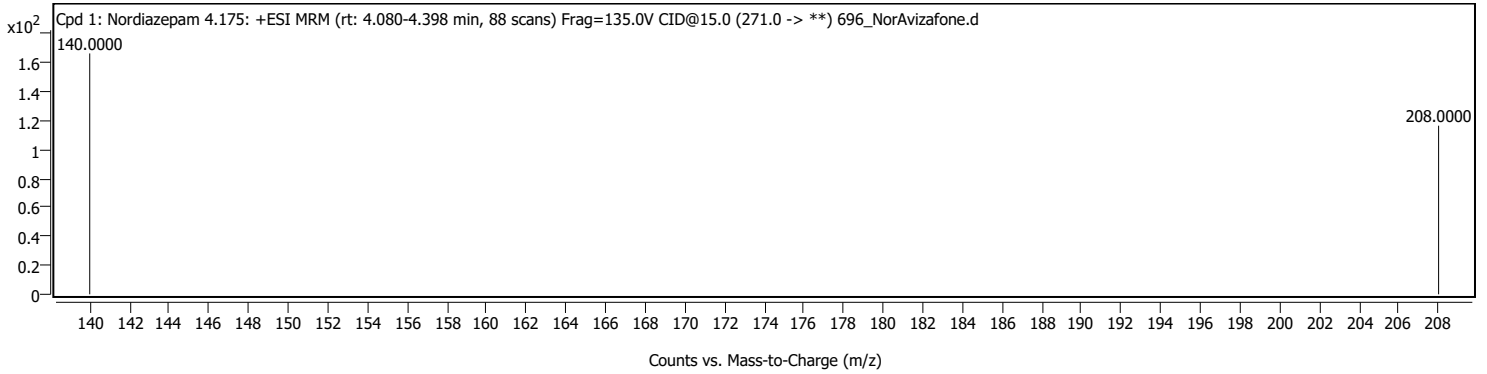
Name	Formula	Mass	RT	Area	m/z	m/z (primary prod.)	CE	FV	Algorithm
Nordiazepam			4.175	6323	271.0	140.0	15.00		MRM

### Compound Chromatograms (overlaid)

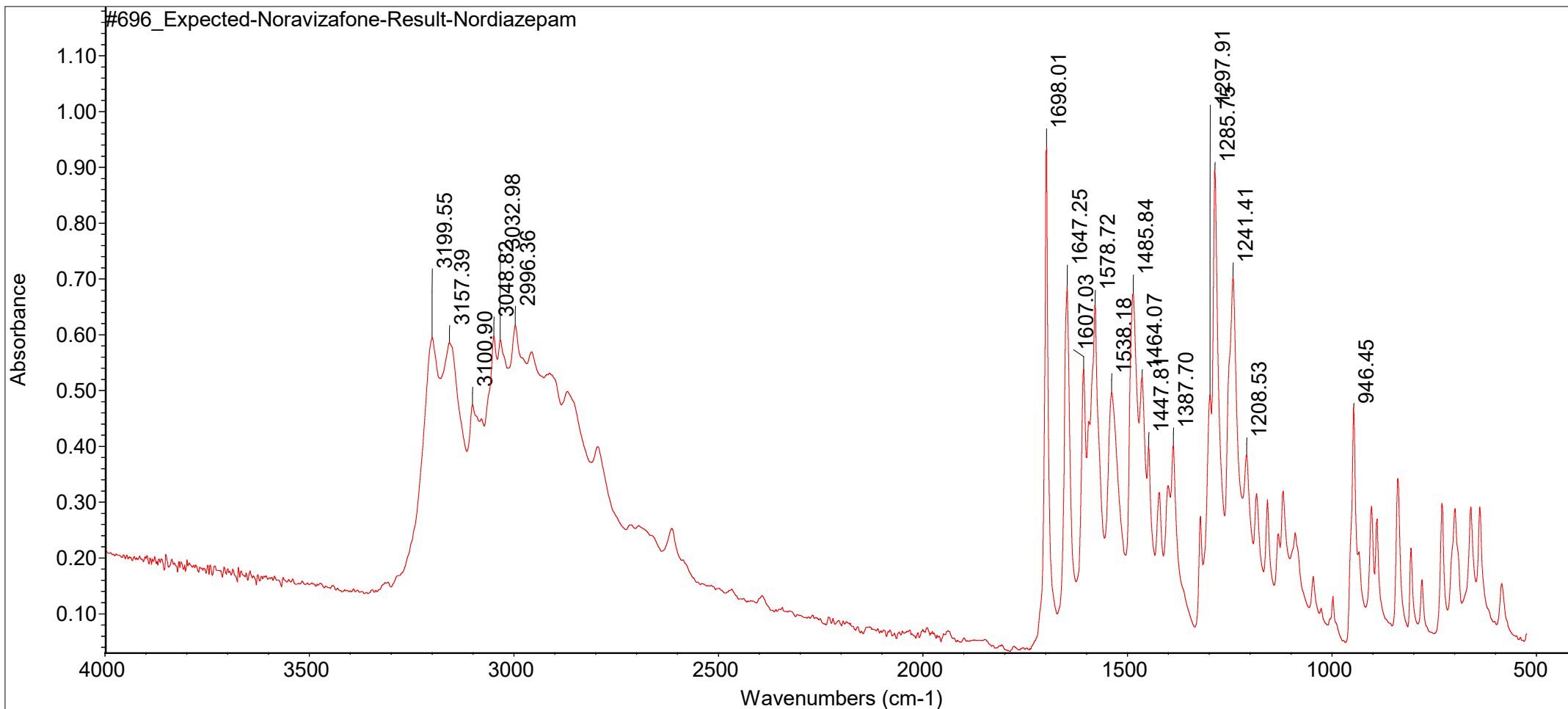


### Structure

### MS/MS Spectra



MassHunter Qual 10.0  
(End of Report)



Sat Nov 11 00:00:56 2023 (GMT+01:00)

FIND PEAKS:

Spectrum: #696\_Expected-Noravizafone-Result-Nordiazepam

Region: 4000.00 400.00

Absolute threshold: 0.353

Sensitivity: 50

Peak list:

Position:	946.45	Intensity:	0.480
Position:	1208.53	Intensity:	0.386
Position:	1241.41	Intensity:	0.706
Position:	1285.75	Intensity:	0.910
Position:	1297.91	Intensity:	0.493
Position:	1387.70	Intensity:	0.405
Position:	1447.81	Intensity:	0.405

Position:	1464.07	Intensity:	0.528
Position:	1485.84	Intensity:	0.677
Position:	1538.18	Intensity:	0.498
Position:	1578.72	Intensity:	0.657
Position:	1607.03	Intensity:	0.541
Position:	1647.25	Intensity:	0.692
Position:	1698.01	Intensity:	0.967
Position:	2996.36	Intensity:	0.617
Position:	3032.98	Intensity:	0.592
Position:	3048.82	Intensity:	0.598
Position:	3100.90	Intensity:	0.475
Position:	3157.39	Intensity:	0.586
Position:	3199.55	Intensity:	0.595