

Analytical Report

Sample ID	693	-	Analysis Service - Q2	sample submitted by quasar-chemicals.de
Expected	NB-5-MeO-MiPT HCl			
Sample adulterated?	No			
Sample Appearance				
Sample type	Research Chemical	-		
Date of sample receipt	11-02-2023			
Date of analysis	11-11-2023			
Date of Report	11-11-2023			

Qualitative and Quantitative Results

Substances identified	Purity / Quantity	Harm Reduction information	Chemical Class	Pubchem ID	analytical techniques used	
					Identification	Quantification
NB-5-MeO-MiPT	>98 % *	https://psychonautwiki.org/wiki/NB-5-MeO-MiPT			LCMS	NMR

* uncertainty of measurement +/- 5 %

***The Analysis Report is not a warranty or advertisement for the quality of any supplier or product!
We do not claim nor make any guarantees or recommendations regarding the safety of the analysed samples for human consumption.***

Kykeon Analytics Ltd. assumes no liability for the results or for any damages that may arise from the use of the Analysis Report. The Analysis Report is not to be used for defence purposes in any type of proceeding without the explicit consent of KYKEON, its contents shall not be disclosed to any third party for marketing purposes. The Analysis Report shall not be altered, modified, amended, falsified, forged or changed in any way.



Detailed information regarding our workflow including a full description of the analytical methods applied

is freely available under <https://www.kykeonanalytics.com/services/users/>

Attachments: LCMS Detailed report
 1H NMR Spectrum
 FTIR Spectrum

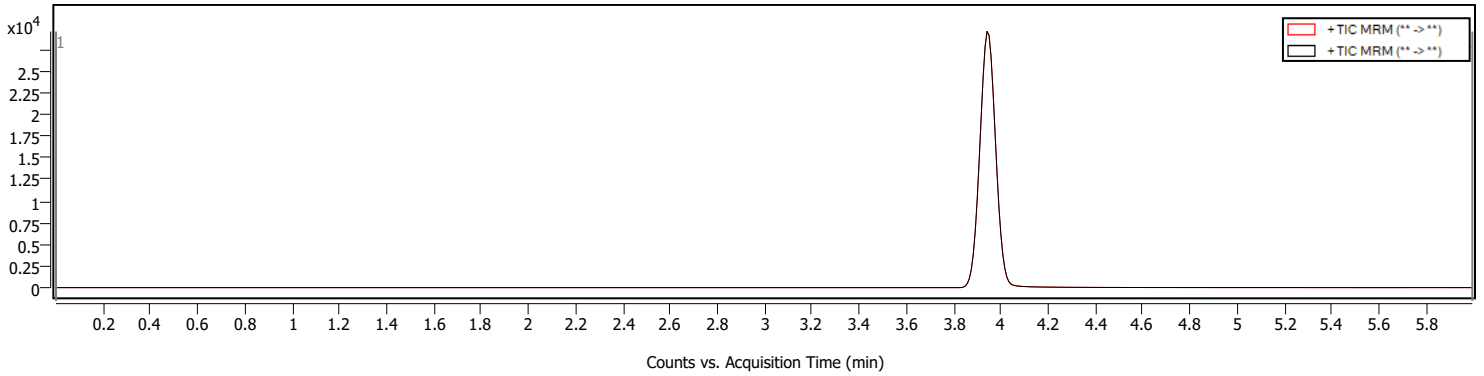
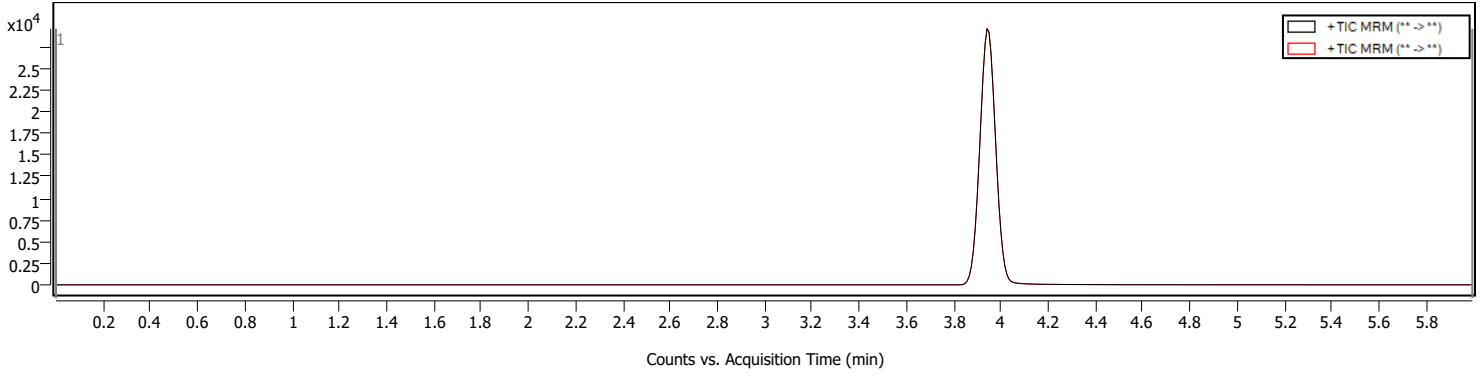
Qualitative Analysis Report



Sample Information

Name	693_NB-5-MeO-MiPT	Data File Path	D:\Kykeon\Data\2023\11-07\693_NB-5-MeO-MiPTMRM.d
Sample ID		Acq. Time (Local)	11/7/2023 1:38:05 PM (UTC+01:00)
Instrument	Instrument 1	Method Path (Acq)	D:\Kykeon\methods\dMRM-6minNormalC18_NB-5-MeO-MiPT.m
MS Type	QQQ	Version (Acq SW)	Ultivo LC/TQ C.01.00 (B1677.1 SR1)
Inj. Vol. (ul)	10	IRM Status	
Position	P1-A3	Method Path (DA)	D:\Kykeon\methods\ReportWorkflowMethod-MRM.m
Operator		Result Summary	1 qualified (1 targets)

Sample Chromatograms



Compound Summary

Cpd	Name	Formula	Mass	RT	Area	m/z	Algorithm
1	NB-5-MeO-MiPT			3.940	138830	347.0	MRM

Qualitative Analysis Report

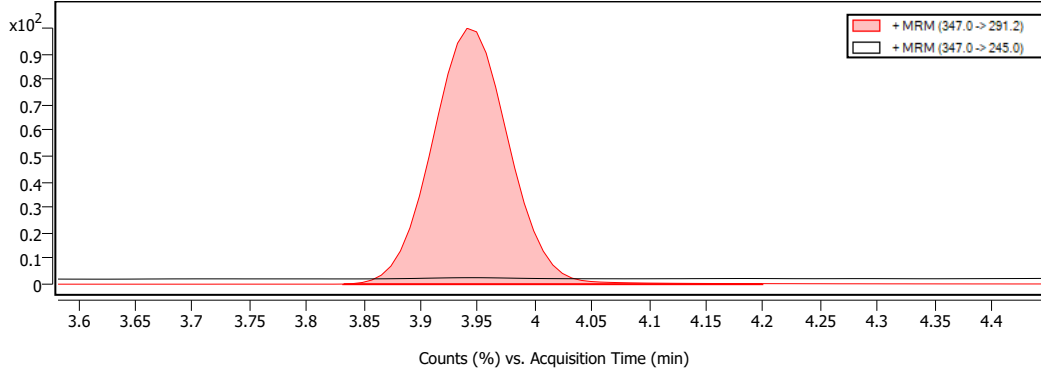


Compound Details

Cpd. 1: NB-5-MeO-MIPT

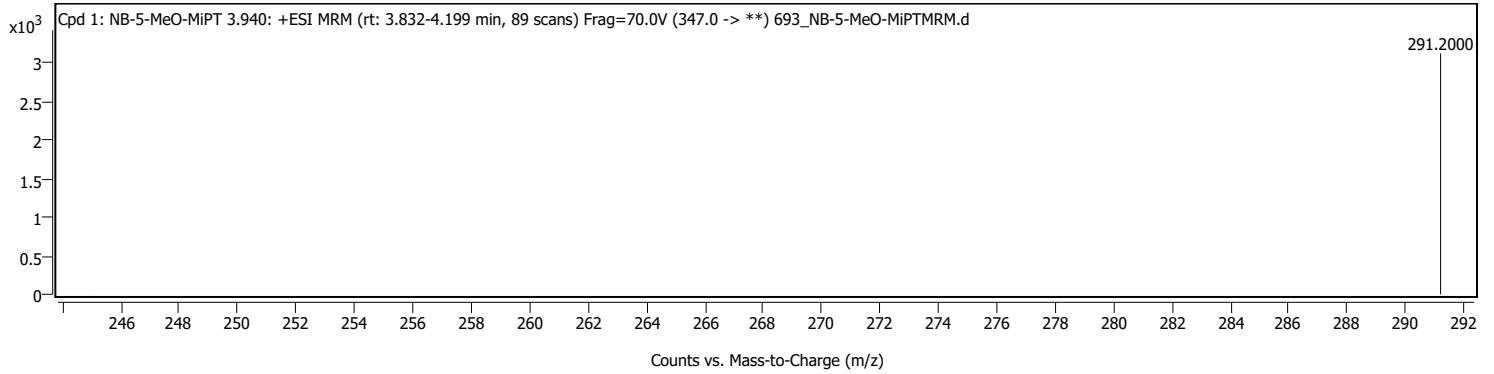
Name	Formula	Mass	RT	Area	m/z	m/z (primary prod.)	CE	FV	Algorithm
NB-5-MeO-MIPT			3.940	138830	347.0	291.2	10.00		MRM

Compound Chromatograms (overlaid)



Structure

MS/MS Spectra



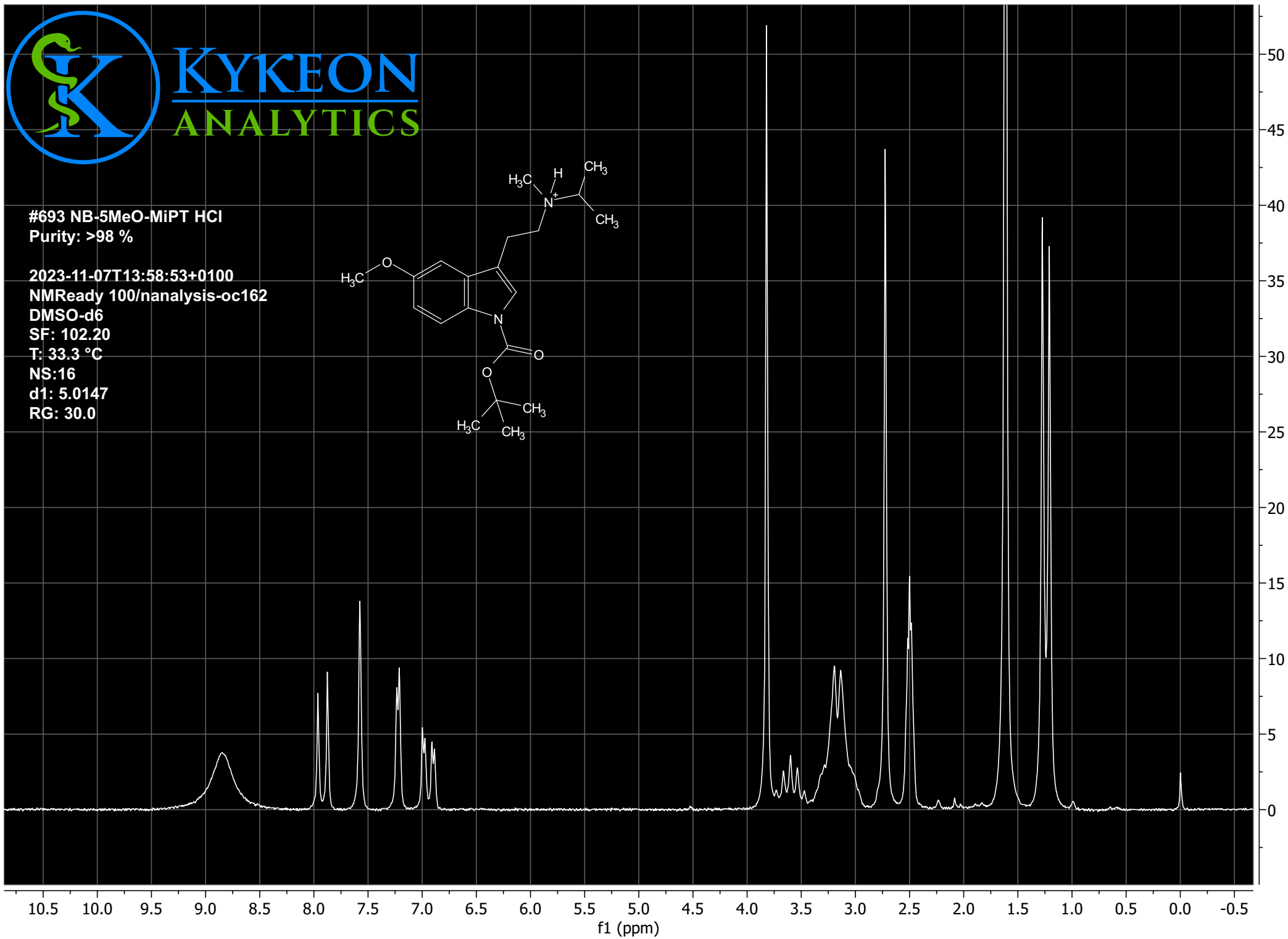
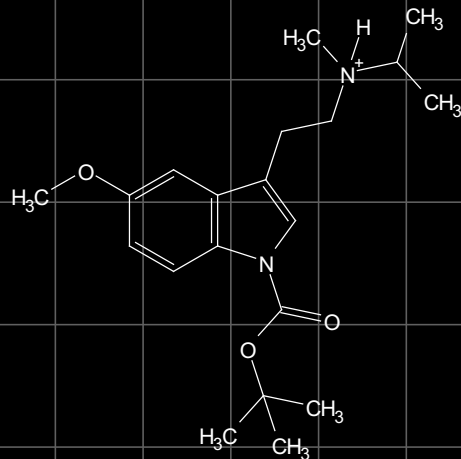
MassHunter Qual 10.0
(End of Report)

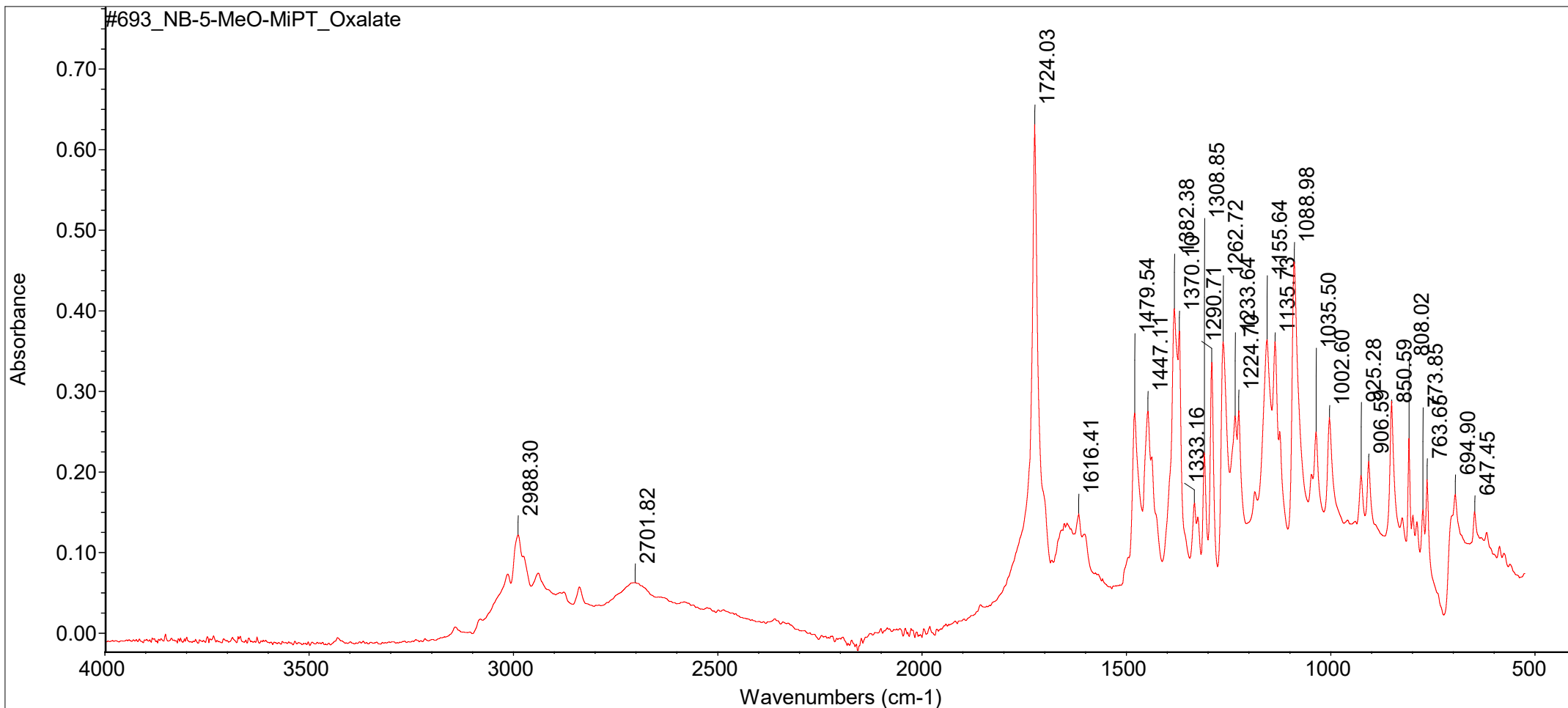


KYKEON
ANALYTICS

#693 NB-5MeO-MiPT HCl
Purity: >98 %

2023-11-07T13:58:53+0100
NMReady 100/nanalysis-oc162
DMSO-d6
SF: 102.20
T: 33.3 °C
NS:16
d1: 5.0147
RG: 30.0





Sat Nov 11 00:02:15 2023 (GMT+01:00)

FIND PEAKS:

Spectrum: #693_NB-5-MeO-MiPT_Oxalate

Region: 4000.00 400.00

Absolute threshold: 0.059

Sensitivity: 50

Peak list:

Position:	647.45	Intensity:	0.152
Position:	694.90	Intensity:	0.173
Position:	763.65	Intensity:	0.192
Position:	773.85	Intensity:	0.155
Position:	808.02	Intensity:	0.242
Position:	850.59	Intensity:	0.289
Position:	906.59	Intensity:	0.214

Position:	925.28	Intensity:	0.197
Position:	1002.60	Intensity:	0.268
Position:	1035.50	Intensity:	0.250
Position:	1088.98	Intensity:	0.463
Position:	1135.73	Intensity:	0.363
Position:	1155.64	Intensity:	0.366
Position:	1224.70	Intensity:	0.278
Position:	1233.64	Intensity:	0.270
Position:	1262.72	Intensity:	0.363
Position:	1290.71	Intensity:	0.341
Position:	1308.85	Intensity:	0.226
Position:	1333.16	Intensity:	0.163
Position:	1370.10	Intensity:	0.384
Position:	1382.38	Intensity:	0.405
Position:	1447.11	Intensity:	0.277
Position:	1479.54	Intensity:	0.274
Position:	1616.41	Intensity:	0.148
Position:	1724.03	Intensity:	0.632
Position:	2701.82	Intensity:	0.0624
Position:	2988.30	Intensity:	0.122