

## Analytical Report

Sample ID	<b>692</b> - Analysis Service - Q1	sample submitted by <a href="mailto:quasar-chemicals.de">quasar-chemicals.de</a>
Expected	<b>O-DSMT Fumarate</b>	
Sample adulterated?	<b>No</b>	
Sample Appearance	white powder	
Sample type	Research Chemical -	
Date of sample receipt	11-02-2023	
Date of analysis	11-14-2023	
Date of Report	11-14-2023	

### Qualitative and Quantitative Results

Substances identified	Purity / Quantity	Harm Reduction information	Chemical Class	Pubchem ID	analytical techniques used	
					Identification	Quantification
O-DSMT fumarate	>98 % *	<a href="https://psychonautwiki.org/wiki/O-DSMT_fumarate">https://psychonautwiki.org/wiki/O-DSMT_fumarate</a>		9838803	FTIR	NMR

\* uncertainty of measurement +/- 5 %

***The Analysis Report is not a warranty or advertisement for the quality of any supplier or product!  
We do not claim nor make any guarantees or recommendations regarding the safety of the analysed samples for human consumption.***

*Kykeon Analytics Ltd. assumes no liability for the results or for any damages that may arise from the use of the Analysis Report. The Analysis Report is not to be used for defence purposes in any type of proceeding without the explicit consent of KYKEON, its contents shall not be disclosed to any third party for marketing purposes. The Analysis Report shall not be altered, modified, amended, falsified, forged or changed in any way.*



Detailed information regarding our workflow including a full description of the analytical methods applied

is freely available under <https://www.kykeonanalytics.com/services/users/>

Attachments:                   other  
  1H NMR Spectrum  
  FTIR Spectrum

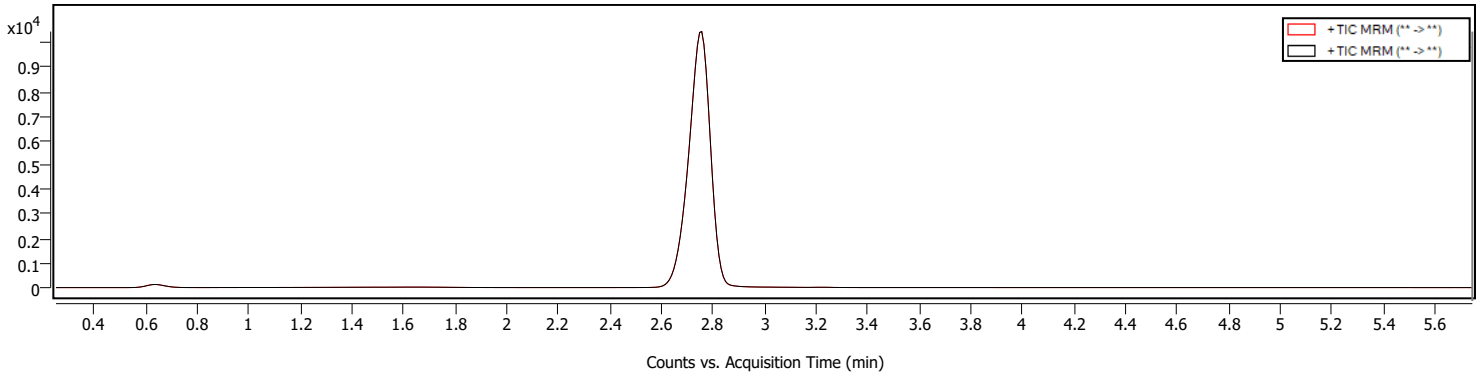
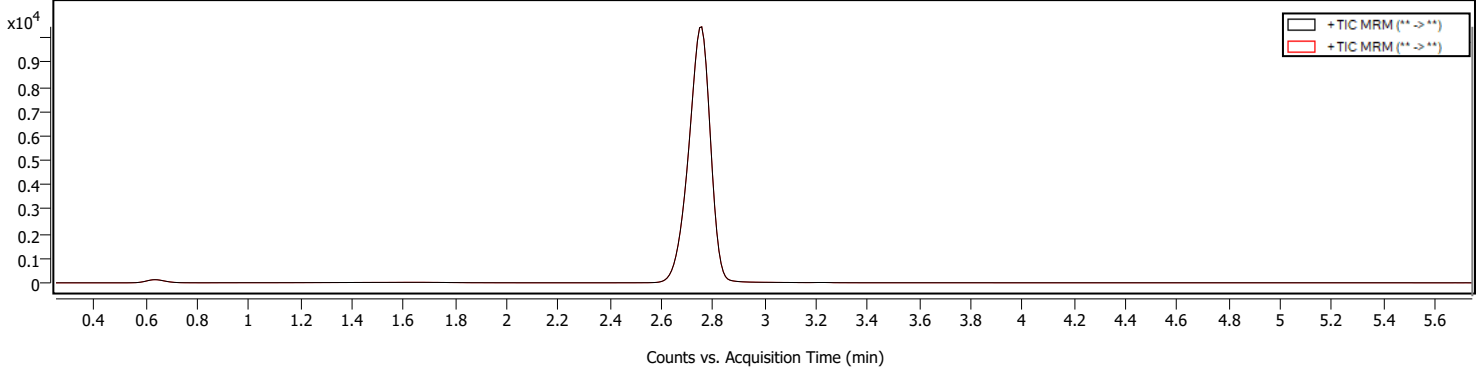
# Qualitative Analysis Report



## Sample Information

<b>Name</b>	692_O-DSMT	<b>Data File Path</b>	D:\Kykeon\Data\2023\11-07\692_O-DSMTMRM.d
<b>Sample ID</b>		<b>Acq. Time (Local)</b>	11/7/2023 1:10:11 PM (UTC+01:00)
<b>Instrument</b>	Instrument 1	<b>Method Path (Acq)</b>	D:\Kykeon\methods\dMRM-605min50mmNormalC18-ODSMT.m
<b>MS Type</b>	QQQ	<b>Version (Acq SW)</b>	Ultivo LC/TQ C.01.00 (B1677.1 SR1)
<b>Inj. Vol. (ul)</b>	10	<b>IRM Status</b>	
<b>Position</b>	P1-A2	<b>Method Path (DA)</b>	D:\Kykeon\methods\ReportWorkflowMethod-MRM.m
<b>Operator</b>		<b>Result Summary</b>	2 qualified (2 targets)

## Sample Chromatograms



## Compound Summary

Cpd	Name	Formula	Mass	RT	Area	m/z	Algorithm
1	Tramadol			Not Detected	-	-	MRM
2	O-DSMT			2.759	61721	250.0	MRM

# Qualitative Analysis Report

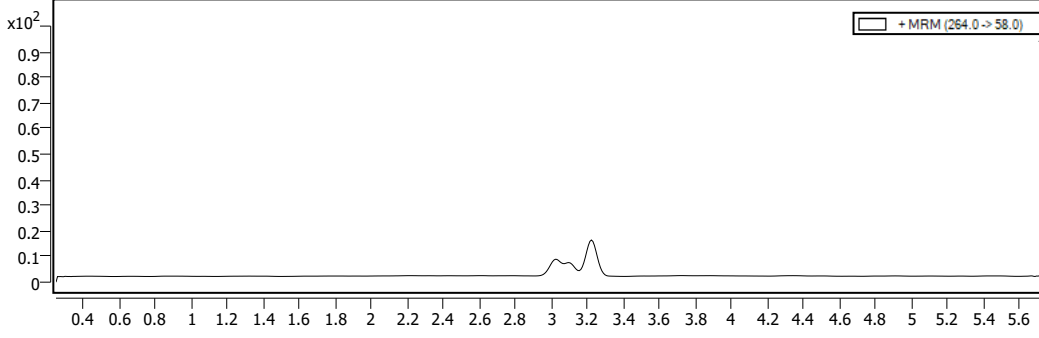


## Compound Details

### Cpd. 1: Tramadol

Name	Formula	Mass	RT	Area	m/z	m/z (primary prod.)	CE	FV	Algorithm
Tramadol			Not Detected	-	264.0	58.0	20.00		MRM

### Compound Chromatograms (overlaid)

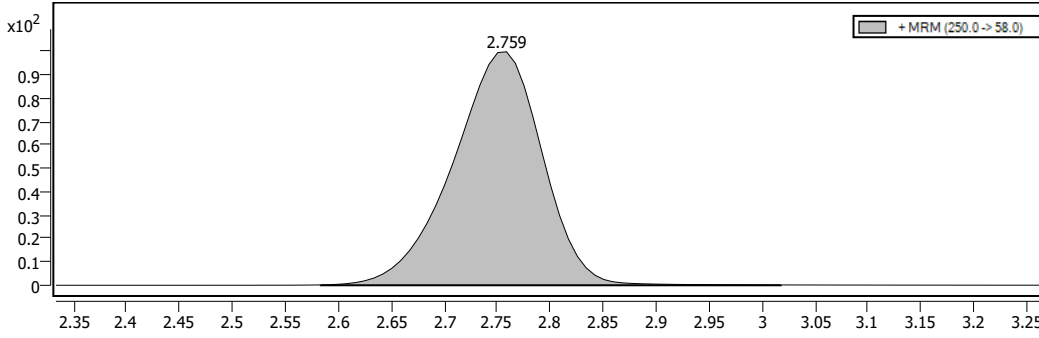


Structure

### Cpd. 2: O-DSMT

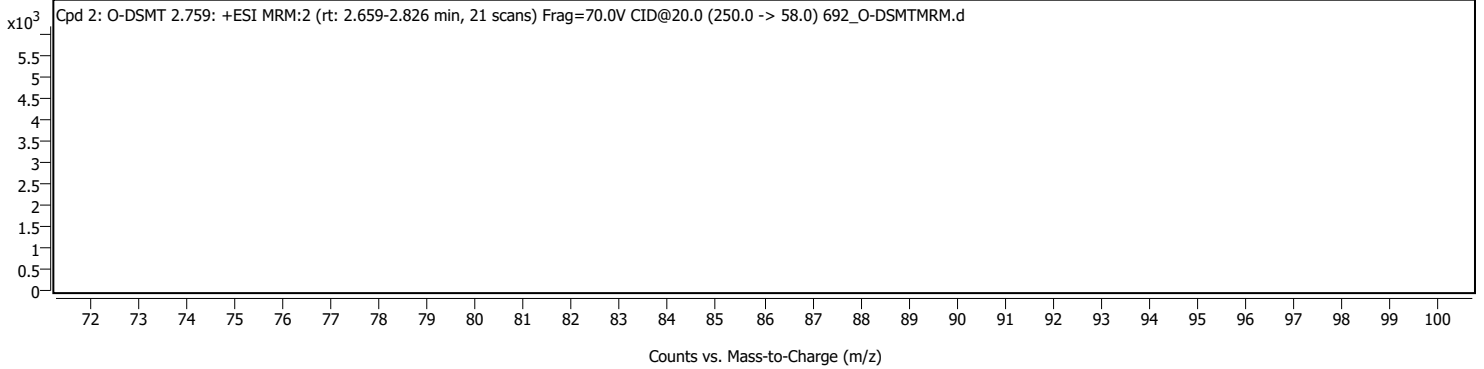
Name	Formula	Mass	RT	Area	m/z	m/z (primary prod.)	CE	FV	Algorithm
O-DSMT			2.759	61721	250.0	58.0	20.00		MRM

### Compound Chromatograms (overlaid)



Structure

### MS/MS Spectra



MassHunter Qual 10.0  
(End of Report)



**KYKEON**  
**ANALYTICS**

#692 O-DSMT Oxalate

Purity: >98%

2023-11-08T11:08:32+0100

NMReady 100/nanalysis-oc162

DMSO-d6

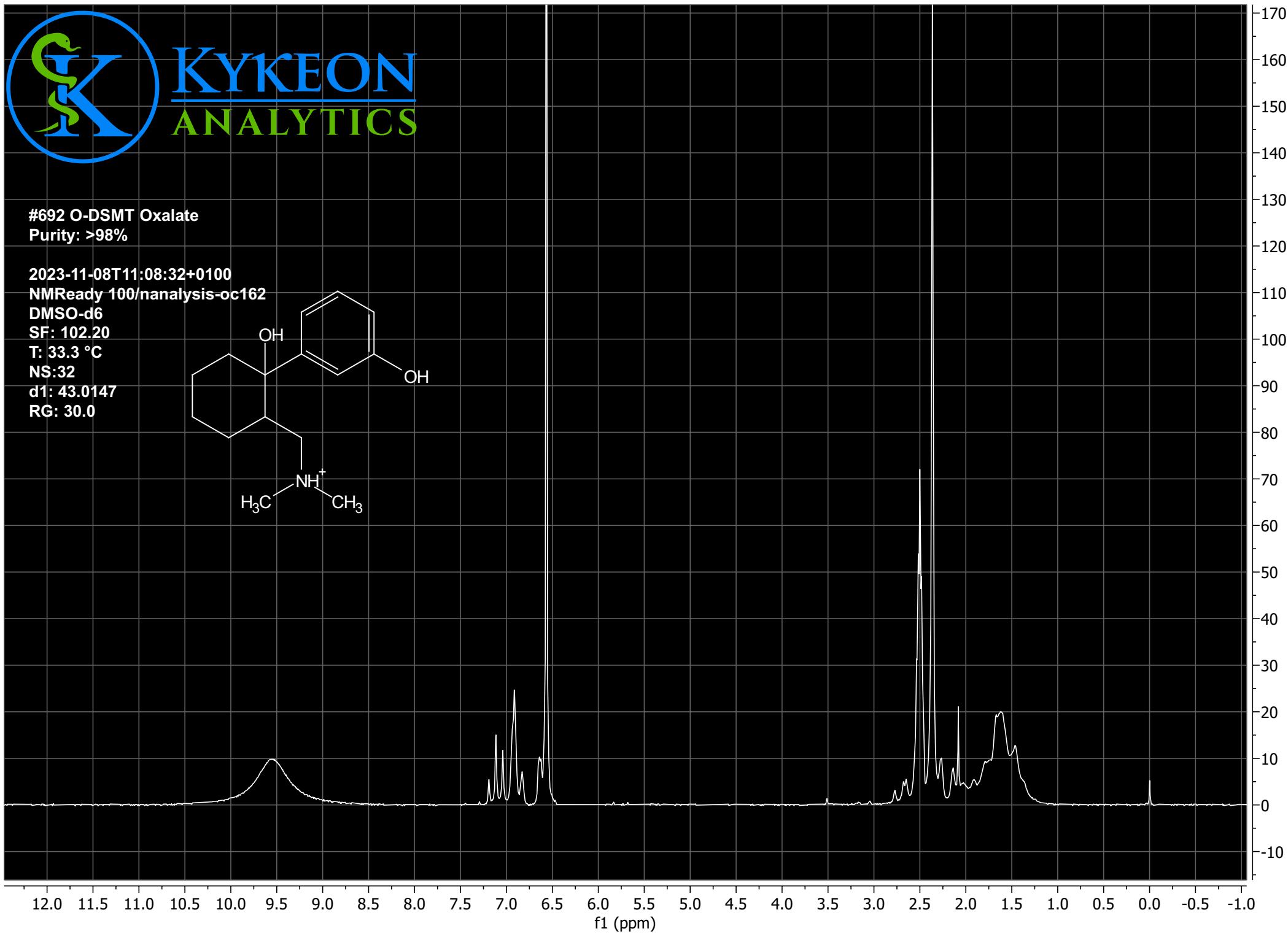
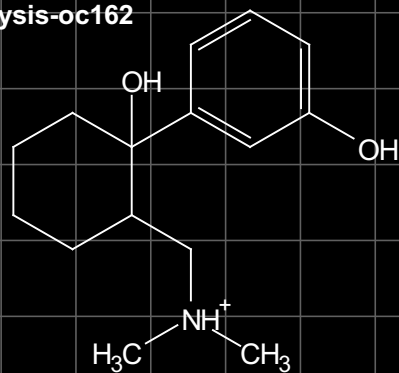
SF: 102.20

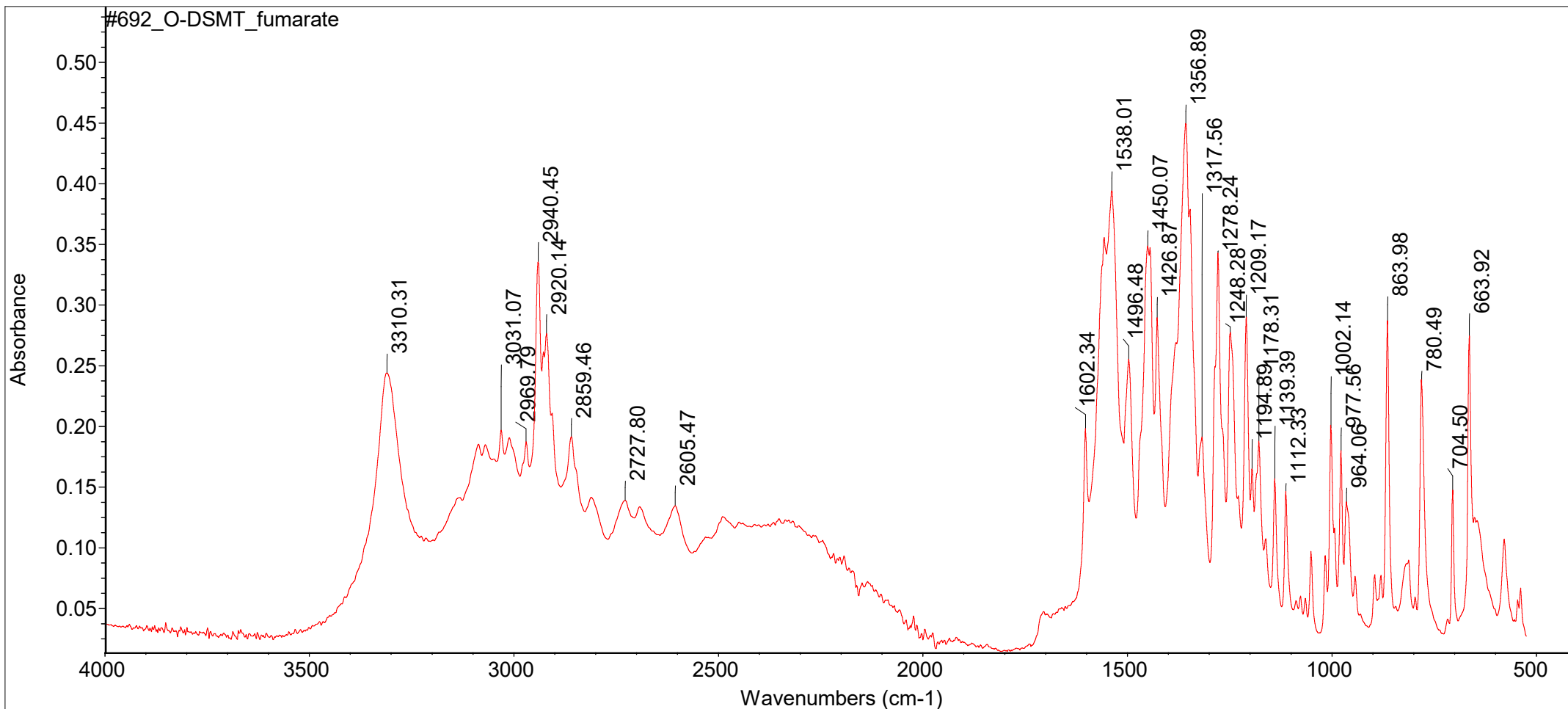
T: 33.3 °C

NS:32

d1: 43.0147

RG: 30.0





Sat Nov 11 00:02:47 2023 (GMT+01:00)

FIND PEAKS:

Spectrum: #692\_O-DSMT\_fumarate

Region: 4000.00 400.00

Absolute threshold: 0.129

Sensitivity: 50

Peak list:

Position:	663.92	Intensity:	0.279
Position:	704.50	Intensity:	0.152
Position:	780.49	Intensity:	0.241
Position:	863.98	Intensity:	0.291
Position:	964.06	Intensity:	0.138
Position:	977.56	Intensity:	0.183
Position:	1002.14	Intensity:	0.205

Position:	1112.33	Intensity:	0.149
Position:	1139.39	Intensity:	0.159
Position:	1178.31	Intensity:	0.189
Position:	1194.89	Intensity:	0.167
Position:	1209.17	Intensity:	0.292
Position:	1248.28	Intensity:	0.278
Position:	1278.24	Intensity:	0.345
Position:	1317.56	Intensity:	0.192
Position:	1356.89	Intensity:	0.451
Position:	1426.87	Intensity:	0.291
Position:	1450.07	Intensity:	0.349
Position:	1496.48	Intensity:	0.256
Position:	1538.01	Intensity:	0.396
Position:	1602.34	Intensity:	0.200
Position:	2605.47	Intensity:	0.135
Position:	2727.80	Intensity:	0.139
Position:	2859.46	Intensity:	0.192
Position:	2920.14	Intensity:	0.277
Position:	2940.45	Intensity:	0.337
Position:	2969.79	Intensity:	0.187
Position:	3031.07	Intensity:	0.198
Position:	3310.31	Intensity:	0.244